

The image features the OSHA logo prominently in the center. The logo consists of a stylized 'O' with a blue and white circular design, followed by the letters 'S', 'H', and 'A' in a white, serif font. A registered trademark symbol (®) is located to the upper right of the 'A'. The background is a close-up, slightly blurred view of the stars and stripes of the United States flag, with the stars appearing in the upper half and the stripes in the lower half.

OSHA[®]

**Occupational Safety
and Health Administration**

Doing an HCS 2012 Inspection: OSHA's Perspective

Dorinda Folse

Area Director

SCHC, New Orleans, 2017



The Mission

To assure so far as possible that every worker has a safe and healthful work environment.



If today is a typical day in America,

13 workers

will get up and leave for work, **never**
to *return* home again.

And Thousands others
will be injured.



OSHA *estimates* its revised
Hazard Communication Standard, 2012

will prevent

43 fatalities

and

585 injuries and illnesses

per year.



Reasons OSHA Inspects

- Imminent Danger
- Fatalities
- Complaints/Referrals
- Emphasis Programs
- Follow-up
- Recordkeeping



What Will Happen If OSHA Visits Me?

- Inspection is unannounced.
- Inspector will present credentials and state purpose of visit.
- Inspector will hold opening conference with management official.
- Walkthrough of the workplace will be conducted to evaluate workplace conditions.



What Will Take Place During OSHA Inspection ?

- Employees are interviewed confidentially.
- Air Samples may be collected.
- **Written Programs** will be reviewed.
- Photographs of worksite conditions may be taken.
- Closing Conference is held with employer.



What Written Programs Might OSHA Ask For?

- ***Hazard Communication***
- Lock Out/Tag Out
- Bloodborne Pathogens
- Confined Space
- Respiratory Protection
- Emergency Action Plan
- Personal Protective Equipment



What Written Programs Might OSHA Ask For?

- Fall Protection Plan.
- Asbestos Management Plan.
- Process Safety Management
- Substance Specific Standards



What Else?

- OSHA 300 logs and number of hours worked for past 3 years.
- Miscellaneous equipment inspection records, such as hoist, sling inspections, or assured equipment grounding program.

What's Next?

- Employer receives written notification, a citation.
- Citation is a legal document, employers have legal rights to contest or request informal conference.
- Employers have 15 working days to exercise their rights.



Top Ten Violations

Most frequently cited OSHA standards during FY 2016 inspections

1. Fall Protection
2. Hazard Communication
3. Scaffolding
4. Respiratory Protection
5. Lockout/Tagout
6. Powered Industrial Trucks
7. Ladders
8. Machine Guarding
9. Electrical – Wiring Methods
10. Electrical – General Requirements

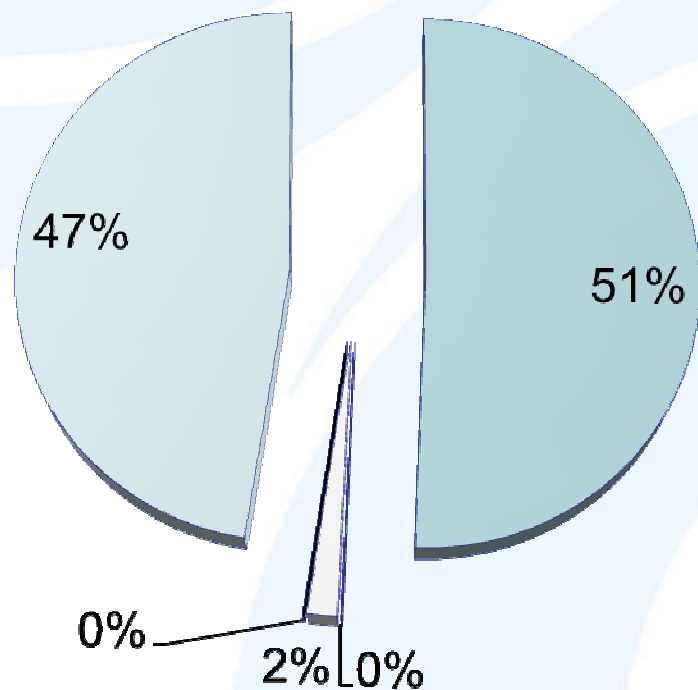


Top Ten Violations in Construction FY 2016

1. **Fall Protection, Duty to Have (1926.501)**
2. **Scaffolding (1926.451)**
3. **Ladders (1926.1053)**
4. **Fall Protection, Training (1926.503)**
5. **Eye and Face Protection (1926.102)**
6. **Hazard Communication (1910.1200)**
7. **Head Protection (1926.100)**
8. **General Safety and Health Provisions (1926.20)**
9. **Aerial Lifts (1926.453)**
10. **Fall Protection, Systems Criteria and Practices (1926.502)**



In FY 2016 OSHA cited 11063 violations of the Hazard Communication Standard for **penalties** totaling over 4 **Million** Dollars.



Classifications

- Serious
- Willful
- Repeat
- Unclassified
- Other



- 1. 1910.1200(e)(1)**
- 2. 1910.1200(h)(1)**
- 3. 1910.1200(h)(3)**
- 4. 1910.1200(g)(8)**
- 5. 1910.1200(g)(1)**
- 6. 1910.1200(f)(6)**
- 7. 1910.1200(f)(5)***
- 8. 1910.1200(h)(2)**
- 9. 1910.1200(j)(1)**
- 10. 1910.1200(h)**

**Top 10 Violations
Of
Hazard
Communication
Standard
FY 2016**



Written Hazard Communication Program

#1 - 1910.1200(e)(1) [4109 violations]

“The employer shall develop, implement and maintain at each workplace, a written hazard communication program...”



Employee Information and Training

#2	– 1910.1200(h)(1)	[2589]
	Effective information & training at initial assignments & new chemicals introduced	
#3	– 1910.1200(h)(3)	[1037]
	Training	
#8	– 1910.1200(h)(2)	[106]
	Information	
#10	– 1910.1200(h)	[81]

Safety Data Sheets

#4 – 1910.1200(g)(8) [895]

Maintain copies of SDS in workplace;
Ensure accessibility

#5 – 1910.1200(g)(1) [827]

Manufacturer & Importers – SDS for each
chemical they produce or import
Employer – SDS in workplace for each
chemical used



Labels and other Forms of Warning

#6 – 1910.1200(f)(6) [826]


The employer shall ensure each container is labeled, tagged or marked.

#7 – 1910.1200(f)(5)* [302]

Before June 1, 2016, cited for employers failing to label each container







Effective Dates

9 –1910.1200(j)(1)

[92]

Employers shall train employees regarding new label elements and SDS format by 12/1/13.



How OSHA May Help

- Fact Sheets
- Guidance Documents
- Small Entity Compliance Guide
- Compliance Directive
- Letters of Interpretations



How OSHA May Help

- OSHA Consultation
- Alliances
- Strategic Partnerships



New OSHA Resources

For a listing of new OSHA publications, web pages, videos, and other resources, visit OSHA's Help for Employers page (www.osha.gov/employers), and click on "New Products" in the Quick Links box.

The screenshot shows a web browser window with the URL https://www.osha.gov/dcsp/compliance_assistance/new_ca_products.html. The page title is "New Compliance Assistance Products". Below the title, there is a paragraph explaining that the following are some of OSHA's recently issued or updated compliance assistance products, which can be downloaded or ordered from the [OSHA Publication](#) page. They can also be ordered by telephone from the OSHA Publications Office at (202) 693-1888 or (800) 321-OSHA (6742).

Below the paragraph is a list of product types:

- [Booklets and Guidance Documents](#)
- [Fact Sheets](#)
- [Industry/Hazard Alerts](#)
- [Infographics](#)
- [Magnets](#)
- [Pamphlets](#)
- [QuickCards](#)
- [Safety and Health Information Bulletins \(SHIBs\)](#)
- [Reports](#)
- [Videos](#)
- [Wallet Cards](#)
- [Web Resources](#)

At the bottom left, there are two links:

- [Quarterly New Resources Reports](#)
- [New Products Archive](#)

The main content area features a grid of images and icons representing various safety and health topics. The grid includes:

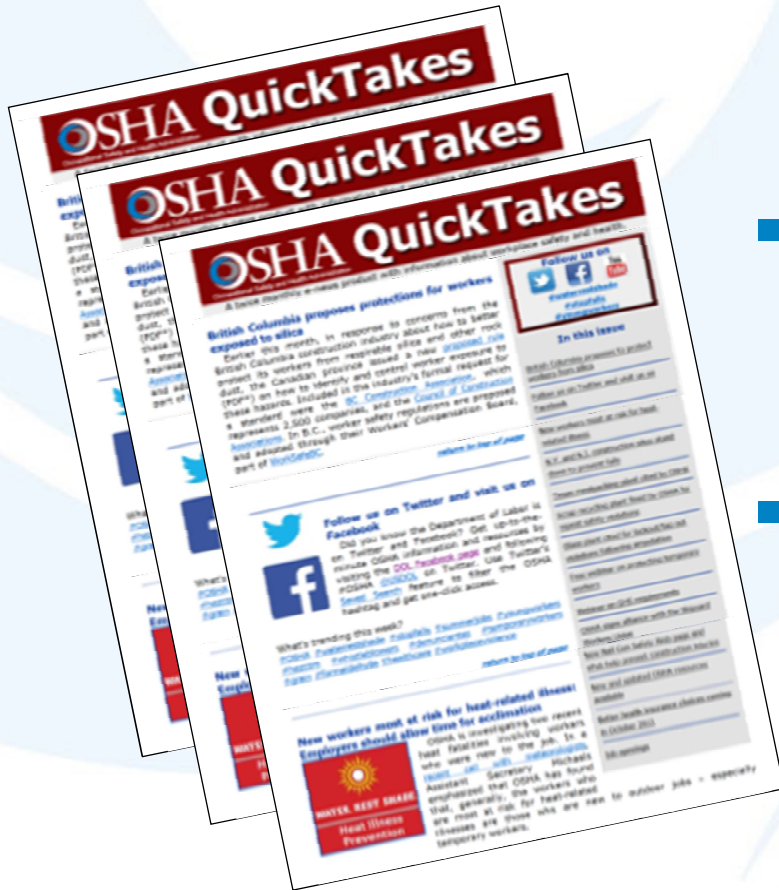
- Management Leadership
- Worker Participation
- Find and Fix Hazards
- Recommended Practices for Safety and Health Programs

On the right side of the grid, there is a vertical navigation menu with the following items:

- ◉ Safety and Health Programs
- Scissor Lifts
- Confined Spaces
- Temporary Workers
- Zika Virus



OSHA QuickTakes



- **Free** OSHA e-newsletter delivered twice monthly to 150,000 subscribers
- **Latest news** about OSHA initiatives and products to help employers and workers find and prevent workplace hazards
- Sign up at www.osha.gov

Questions ?



The logo for the Occupational Safety and Health Administration (OSHA) is displayed against a background of the United States flag. The letters 'OSHA' are rendered in a bold, serif font. The 'O' is a large, stylized circle with a blue outer ring and a white inner ring. The letters 'S', 'H', and 'A' are white with a blue shadow effect. A registered trademark symbol (®) is located to the upper right of the 'A'.

OSHA[®]

**Occupational Safety
and Health Administration**